


TCR International Series 2016

26 - 28 August 2016
Buriram - 4554 mtr.

PROVISIONAL START GRID

Startgrid - TCR International Series - Race 2 Start Time : 14:05 - Heat Duration: 14 Laps

Pos	Nbr	Name	time	Pos	Nbr	Name	time
----- STARTLINE -----							
Pole Left							
1	8	Mikhail Grachev	1:44.397	Row 1			
3	15	Kantadhee Kusiri	1:44.104	Row 2	2	Sergey Afanasyev	1:44.344
5	54	James Nash	1:43.994	Row 3	4	Dušan Borković	1:44.066
7	1	Stefano Comini	1:43.885	Row 4	6	Mat'ó Homola	1:43.927
9	10	Gianni Morbidelli	1:43.635	Row 5	8	Jean-Karl Vernay	1:43.767
11	9	Attila Tassi	1:44.532	Row 6	10	Pepe Oriola	1:43.634
13	7	Davit Kajaia	1:44.753	Row 7	12	Petr Fulín	1:44.532
15	13	Narasak Ittiritpong	1:45.108	Row 8	14	Jack Lemvard	1:45.020
17	12	Alexander Mies	1:45.638	Row 9	16	Rafaël Galiana	1:45.371
19	32	Luigi Ferrara	1:46.009	Row 10	18	Kari-Pekka Laaksonen	1:45.885
21	11	Grant Supaphongs	1:46.648	Row 11	20	Nattachak Hanjtkasen	1:46.510
23	58	Chen Jian Hong		Row 12	22	Paritat Bulbon	1:46.809
					24	Munkong Sathienthirakul	

Results and Laptimes : www.raceresults.nu			Timekeeping by : TimeService.nl	Publication-time
Clerk of the Course	Steward	Timekeeper	Time Printed : 27-08-2016 - 17:18	
		Pongsakorn Harnwaree		
Page 1 of 1	Results remain provisional pending technical examination and decisions from the stewards of the meeting			

TCR International Series 2016

OFFICIAL START GRID


26 - 28 August 2016
Buriram - 4554 mtr.

Startgrid - TCR International Series - Race 2

Start Time : 14:05 - Heat Duration: 14 Laps

Pos	Nbr	Name	time		Pos	Nbr	Name	time
----- STARTLINE -----								
Pole Left								
1	8	Mikhail Grachev	1:44.397	Row 1	2	77	Sergey Afanasyev	1:44.344
3	15	Kantadhee Kusiri	1:44.104	Row 2	4	62	Dušan Borković	1:44.066
5	54	James Nash	1:43.994	Row 3	6	70	Mat'ó Homola	1:43.927
7	1	Stefano Comini	1:43.885	Row 4	8	2	Jean-Karl Vernay	1:43.767
9	10	Gianni Morbidelli	1:43.635	Row 5	10	74	Pepe Oriola	1:43.634
11	9	Attila Tassi	1:44.532	Row 6	12	22	Petr Fulín	1:44.532
13	7	Davit Kajaia	1:44.753	Row 7	14	13	Narasak Ittiritpong	1:45.108
15	35	Rafaël Galiana	1:45.371	Row 8	16	12	Alexander Mies	1:45.638
17	53	Kari-Pekka Laaksonen	1:45.885	Row 9	18	32	Luigi Ferrara	1:46.009
19	66	Nattachak Hanjtkasen	1:46.510	Row 10	20	11	Grant Supaphongs	1:46.648
21	97	Paritat Bulbon	1:46.809	Row 11	22	58	Chen Jian Hong	
23	55	Munkong Sathienthirakul		Row 12	24	44	Jack Lemvard	1:45.020

#No.44 - Back of grid. Stewards' decision 5 refers.

Results and Laptimes : www.raceresults.nu			Timekeeping by : TimeService.nl	Publication-time
			Time Printed : 28-08-2016 - 13:09	
Steward	Steward	Steward	Timekeeper	
Page 1 of 1 Results remain provisional pending technical examination and decisions from the stewards of the meeting				

TCR International Series - Race 2 PROVISIONAL RESULT

26 - 28 August 2016
Buriram - 4554 mtr.

Pos	Nbr	Name / Entrant	Car	Cls	PIC	Gap	Total time	Fastest	In	Avg. Speed
1	54	James Nash Team Craft-Bamboo LUKOIL	SEAT León TCR		1	-- 16 laps --	30:31.095	1:44.251	6	143.25
2	8	Mikhail Grachev West Coast Racing	Honda Civic TCR		2	7.272	30:38.367	1:45.296	10	142.68
3	62	Dušan Borković B3 Racing Team Hungary	SEAT León TCR		3	11.332	30:42.427	1:45.228	5	142.37
4	1	Stefano Comini Leopard Racing	Volkswagen Golf Gti TCR		4	12.122	30:43.217	1:45.016	7	142.31
5	7	Davit Kajaia Liqui Moly Team Engstler	Volkswagen Golf Gti TCR		5	15.181	30:46.276	1:45.114	5	142.07
6	9	Attila Tassi B3 Racing Team Hungary	SEAT León TCR		6	18.516	30:49.611	1:45.152	5	141.81
7	77	Sergey Afanasyev Team Craft-Bamboo LUKOIL	SEAT León TCR		7	18.753	30:49.848	1:45.271	5	141.80
8	2	Jean-Karl Vernay Leopard Racing	Volkswagen Golf Gti TCR		8	19.870	30:50.965	1:45.001	9	141.71
9	15	Kantadhee Kusiri Eakie BBR Kaiten	Honda Civic TCR	T	1	20.208	30:51.303	1:44.844	7	141.68
10	70	Mat'ó Homola B3 Racing Team Hungary	SEAT León TCR		9	20.538	30:51.633	1:44.859	8	141.66
11	74	Pepe Oriola Team Craft-Bamboo LUKOIL	SEAT León TCR		10	23.276	30:54.371	1:45.134	5	141.45
12	12	Alexander Mies Kratingdaeng Racing Team	SEAT León Cup Racer	T	2	27.736	30:58.831	1:45.964	5	141.11
13	44	Jack Lemvard Vattana Motorsport	SEAT León Cup Racer	T	3	33.520	31:04.615	1:45.928	13	140.67
14	53	Kari-Pekka Laaksonen LMS Racing	SEAT León Cup Racer		11	34.406	31:05.501	1:46.282	12	140.61
15	11	Grant Supaphongs Kratingdaeng Racing Team	SEAT León Cup Racer	T	4	39.262	31:10.357	1:46.816	13	140.24
16	58	Chen Jian Hong Kratingdaeng Racing Team	SEAT León Cup Racer	T	5	46.479	31:17.574	1:46.917	6	139.70
17	97	Paritat Bulbon Sloth Racing	SEAT León Cup Racer	T	6	55.815	31:26.910	1:46.358	7	139.01
18	13	Narasak Ittiritpong Vattana Motorsport	Honda Civic TCR	T	7	-- 14 laps --	27:29.429	1:45.670	5	139.15
19	55	Munkong Sathienthirakul Liqui Moly Team Engstler	Volkswagen Golf Gti TCR		12	-- 13 laps --	25:29.374	1:44.870	6	139.35
20	35	Rafaël Galiana West Coast Racing	Honda Civic TCR		13	-- 12 laps --	27:27.420	1:46.549	4	119.41
NOT CLASSIFIED			Classification Limit (75% of 16 laps) = 12 laps							
DNC	66	Nattachak Hanjitkasen TBN MK ihere Racing Team	Honda Civic TCR	T		6 laps	13:16.378	1:46.460	5	123.51
DNC	10	Gianni Morbidelli West Coast Racing	Honda Civic TCR			laps				
DNS	22	Petr Fulín Mulsanne Racing	Alfa Romeo Giulietta TCR			-1 laps				
DNS	32	Luigi Ferrara Top Run Motorsport	Subaru WRX STi TCR			-1 laps				


Fastest time : 1:44.251 in lap 6 by nbr. 54 : James Nash (SEAT León TCR)

Publication-time

Results and Laptimes : www.raceresults.nu

Timekeeping by : TimeService.nl

Time Printed : 14:38

Clerk of the Course	Steward	Timekeeper	
		Pongsakorn Harnwaree	
Page 1 of 1	Results remain provisional pending technical examination and decisions from the stewards of the meeting		

TCR International Series - Race 2
OFFICIAL RESULT
26 - 28 August 2016
Buriram - 4554 mtr.

Pos	Nbr	Name / Entrant	Car	Cls	PIC	Gap	Total time	Fastest	In	Avg. Speed
1	54	James Nash Team Craft-Bamboo LUKOIL	SEAT León TCR		1	-- 16 laps --	30:31.095	1:44.251	6	143.25
2	8	Mikhail Grachev West Coast Racing	Honda Civic TCR		2	7.272	30:38.367	1:45.296	10	142.68
3	62	Dušan Borković B3 Racing Team Hungary	SEAT León TCR		3	11.332	30:42.427	1:45.228	5	142.37
4	1	Stefano Comini Leopard Racing	Volkswagen Golf Gti TCR		4	12.122	30:43.217	1:45.016	7	142.31
5	7	Davit Kajaia Liqui Moly Team Engstler	Volkswagen Golf Gti TCR		5	15.181	30:46.276	1:45.114	5	142.07
6	9	Attila Tassi B3 Racing Team Hungary	SEAT León TCR		6	18.516	30:49.611	1:45.152	5	141.81
7	77	Sergey Afanasyev Team Craft-Bamboo LUKOIL	SEAT León TCR		7	18.753	30:49.848	1:45.271	5	141.80
8	2	Jean-Karl Vernay Leopard Racing	Volkswagen Golf Gti TCR		8	19.870	30:50.965	1:45.001	9	141.71
9	15	Kantadhee Kusiri Eakie BBR Kaiten	Honda Civic TCR	T	1	20.208	30:51.303	1:44.844	7	141.68
10	70	Mat'ó Homola B3 Racing Team Hungary	SEAT León TCR		9	20.538	30:51.633	1:44.859	8	141.66
11	74	Pepe Oriola Team Craft-Bamboo LUKOIL	SEAT León TCR		10	23.276	30:54.371	1:45.134	5	141.45
12	12	Alexander Mies Kratingdaeng Racing Team	SEAT León Cup Racer	T	2	27.736	30:58.831	1:45.964	5	141.11
13	53	Kari-Pekka Laaksonen LMS Racing	SEAT León Cup Racer		11	34.406	31:05.501	1:46.282	12	140.61
14	11	Grant Supaphongs Kratingdaeng Racing Team	SEAT León Cup Racer	T	3	39.262	31:10.357	1:46.816	13	140.24
15	58	Chen Jian Hong Kratingdaeng Racing Team	SEAT León Cup Racer	T	4	46.479	31:17.574	1:46.917	6	139.70
16	97	Paritat Bulbon Sloth Racing	SEAT León Cup Racer	T	5	55.815	31:26.910	1:46.358	7	139.01
17	44	Jack Lemvard Vattana Motorsport	SEAT León Cup Racer	T	6	1:03.520	31:34.615	1:45.928	13	138.45
18	13	Narasak Ittiritpong Vattana Motorsport	Honda Civic TCR	T	7	-- 14 laps --	27:29.429	1:45.670	5	139.15
19	55	Munkong Sathienthirakul Liqui Moly Team Engstler	Volkswagen Golf Gti TCR		12	-- 13 laps --	25:59.374	1:44.870	6	136.67
20	35	Rafaël Galiana West Coast Racing	Honda Civic TCR		13	-- 12 laps --	27:27.420	1:46.549	4	119.41

NOT CLASSIFIED Classification Limit (75% of 16 laps) = 12 laps

DNC	66	Nattachak Hanjitkasen TBN MK ihere Racing Team	Honda Civic TCR	T		6 laps	13:16.378	1:46.460	5	123.51
DNC	10	Gianni Morbidelli West Coast Racing	Honda Civic TCR			laps				
DNS	22	Petr Fulín Mulsanne Racing	Alfa Romeo Giulietta TCR			-1 laps				
DNS	32	Luigi Ferrara Top Run Motorsport	Subaru WRX STi TCR			-1 laps				

#No.44 - Drive through penalty applied +30 seconds. Steward decision 7.

#No.55 - Drive through penalty applied +30 seconds. Steward decision 8.


Fastest time : 1:44.251 in lap 6 by nbr. 54 : James Nash (SEAT León TCR)

Publication-time

Results and Laptimes : www.raceresults.nu

Timekeeping by : TimeService.nl

Time Printed : 16:34

Steward	Steward	Steward	Timekeeper	
Page 1 of 1				

TCR International Series 2016

TCR International Series - Race 2

26 - 28 August 2016
Buriram - 4554 mtr.

Nr.	Name	Lap	1	2	3	4	5	6	7	8	9	10	11	12	13	14	15	16
54	James Nash		8	8	8	8	8	8	8	54	54	54	54	54	54	54	54	54
8	Mikhail Grachev		15	15	15	15	54	54	54	8	8	8	8	8	8	8	8	8
62	Dušan Borković		54	54	54	54	15	15	15	15	15	15	62	62	62	62	62	62
1	Stefano Comini		62	62	62	62	62	1	1	1	1	1	1	1	1	1	1	1
7	Davit Kajaia		1	1	1	1	1	62	62	2	2	2	15	15	9	7	7	7
9	Attila Tassi		77	77	77	77	77	77	2	62	62	62	9	9	2	9	9	9
77	Sergey Afanasyev		2	2	2	2	2	2	9	9	9	9	7	2	15	2	2	77
2	Jean-Karl Vernay		7	7	7	7	7	7	7	7	7	7	2	7	7	77	77	2
15	Kantadhee Kusiri		9	9	9	9	9	9	77	13	13	77	77	77	77	15	15	15
70	Mat'ó Homola		13	13	13	13	13	13	13	77	77	13	³⁵ -2 LAPS	13	55	70	70	70
74	Pepe Oriola		12	12	12	12	12	12	55	55	55	55	13	55	13	74	74	74
12	Alexander Mies		70	66	66	55	55	55	12	12	12	12	55	³⁵ -2 LAPS	³⁵ -2 LAPS	12	12	12
44	Jack Lemvard		74	44	44	66	66	44	70	70	70	70	12	70	70	44	44	44
53	Kari-Pekka Laaksonen		44	55	55	44	44	70	74	74	74	74	70	74	74	³⁵ -2 LAPS	53	53
11	Grant Supaphongs		66	35	35	35	70	35	35	44	44	44	74	12	12	<u>13</u>	11	11
58	Chen Jian Hong		55	70	70	70	35	74	44	53	53	53	44	44	44	53	58	58
97	Paritat Bulbon		53	53	53	53	53	53	53	11	11	11	53	53	53	11	97	97
13	Narasak Ittiritpong		35	11	11	11	74	<u>66</u>	11	58	58	58	11	11	11	58		
55	Munkong Sathienthirakul		11	58	58	74	11	11	58	97	97	97	58	58	58	97		
35	Rafaël Galiana		58	<u>74</u>	97	58	58	58	97	<u>35</u>			97	97	97			
66	Nattachak Hanjitkasen		97	97	74	97	97	97										

TCR International Series 2016

TCR International Series - Race 2 Laptimes

26 - 28 August 2016
Buriram - 4554 mtr.

Nbr	Name	Laps	lap	Lap ..1	Lap ..2	Lap ..3	Lap ..4	Lap ..5	Lap ..6	Lap ..7	Lap ..8	Lap ..9	Lap ..0
54	James Nash	16	1 - 10	1:48.606	2:10.710	3:44.524	1:45.457	1:44.944	1:44.251	1:46.091	1:45.588	1:44.878	1:44.473
			11 - 20	1:44.554	1:44.752	1:44.742	1:45.024	1:45.370	1:47.131				
8	Mikhail Grachev	16	1 - 10	1:47.682	2:09.714	3:43.552	1:46.039	1:45.773	1:45.308	1:46.227	1:46.800	1:46.053	1:45.296
			11 - 20	1:45.603	1:46.032	1:45.849	1:45.968	1:45.967	1:46.504				
62	Duzan Borkovi	16	1 - 10	1:49.557	2:11.168	3:44.058	1:45.615	1:45.228	1:45.909	1:45.395	1:46.905	1:45.557	1:45.485
			11 - 20	1:46.813	1:47.405	1:45.767	1:45.576	1:45.792	1:46.197				
1	Stefano Comini	16	1 - 10	1:50.049	2:12.373	3:42.593	1:45.677	1:45.168	1:45.239	1:45.016	1:45.913	1:45.843	1:45.804
			11 - 20	1:48.249	1:47.692	1:45.629	1:45.882	1:46.129	1:45.961				
7	Davit Kajaia	16	1 - 10	1:52.813	2:12.368	3:40.976	1:46.045	1:45.114	1:45.390	1:46.943	1:45.763	1:45.479	1:45.677
			11 - 20	1:46.522	1:47.734	1:48.002	1:46.042	1:45.617	1:45.791				
9	Attila Tassi	16	1 - 10	1:53.317	2:13.274	3:39.890	1:46.303	1:45.152	1:45.826	1:45.531	1:45.740	1:45.432	1:45.573
			11 - 20	1:46.632	1:47.689	1:47.511	1:48.450	1:46.630	1:46.661				
77	Sergey Afanasyev	16	1 - 10	1:50.528	2:12.982	3:41.879	1:45.817	1:45.271	1:45.436	1:47.820	1:47.893	1:45.502	1:45.798
			11 - 20	1:46.169	1:45.992	1:48.121	1:48.289	1:46.147	1:46.204				
2	Jean-Karl Vernay	16	1 - 10	1:50.875	2:13.610	3:41.257	1:45.708	1:45.242	1:45.516	1:45.030	1:45.894	1:45.001	1:45.709
			11 - 20	1:49.398	1:47.274	1:47.510	1:48.541	1:46.700	1:47.700				
15	Kantadhee Kusiri	16	1 - 10	1:48.399	2:09.917	3:45.193	1:45.504	1:46.174	1:45.255	1:44.844	1:46.294	1:45.990	1:45.867
			11 - 20	1:48.901	1:47.855	1:48.288	1:49.813	1:46.039	1:46.970				
70	Matěj Homola	16	1 - 10	1:55.699	2:21.629	3:35.602	1:46.315	1:46.293	1:47.852	1:45.897	1:44.859	1:45.134	1:45.465
			11 - 20	1:46.730	1:47.383	1:45.312	1:46.065	1:45.521	1:45.877				
74	Pepe Oriola	16	1 - 10	1:56.048	2:31.110	3:31.071	1:45.474	1:45.134	1:45.437	1:46.192	1:45.520	1:45.463	1:45.253
			11 - 20	1:45.646	1:47.495	1:45.500	1:46.261	1:46.768	1:45.999				
12	Alexander Mies	16	1 - 10	1:54.492	2:15.698	3:37.649	1:46.557	1:45.964	1:46.458	1:47.575	1:46.569	1:46.863	1:46.659
			11 - 20	1:46.785	1:48.999	1:47.119	1:46.961	1:47.242	1:47.241				
44	Jack Lemvard	16	1 - 10	1:53.080	2:17.554	3:36.745	1:47.785	1:46.780	1:47.930	1:48.907	1:47.298	1:45.969	1:46.046
			11 - 20	1:45.939	1:46.149	1:45.928	1:46.597	1:47.096	1:51.557				
53	Kari-Pekka Laaksonen	16	1 - 10	1:57.459	2:20.434	3:35.984	1:47.471	1:47.164	1:47.365	1:47.038	1:47.659	1:46.867	1:46.595
			11 - 20	1:46.659	1:46.282	1:47.032	1:47.898	1:46.954	1:46.640				
11	Grant Supaphongs	16	1 - 10	1:59.138	2:21.334	3:34.036	1:47.185	1:47.394	1:47.349	1:47.142	1:47.534	1:46.831	1:46.953
			11 - 20	1:47.172	1:47.824	1:46.816	1:47.009	1:47.674	1:48.966				
58	Chen Jian Hong	16	1 - 10	1:59.944	2:19.537	3:35.155	1:49.226	1:47.030	1:46.917	1:47.377	1:47.394	1:47.859	1:47.068
			11 - 20	1:47.738	1:48.004	1:47.623	1:47.964	1:48.343	1:48.086				
97	Paritat Bulbon	16	1 - 10	2:04.456	2:22.103	3:29.489	1:55.703	1:47.161	1:46.568	1:46.358	1:47.322	1:47.786	1:47.702
			11 - 20	1:47.511	1:47.558	1:47.369	1:48.626	1:49.243	1:50.065				
13	Narasak Ittiritpong	14	1 - 10	1:53.758	2:14.712	3:38.703	1:46.630	1:45.670	1:45.727	1:45.827	1:45.893	1:46.027	1:47.207
			11 - 20	1:46.274	1:46.690	1:46.944	1:59.367						
55	Munkong Sathienthirakul	13	1 - 10	1:52.770	2:19.338	3:35.391	1:46.617	1:44.901	1:44.870	1:45.886	1:45.163	1:45.771	1:46.192
			11 - 20	1:46.190	1:46.407	1:46.204							
35	Rafaël Galiana	12	1 - 10	1:57.805	2:18.744	3:35.895	1:46.549	1:47.327	1:47.532	1:47.310	2:03.600	4:51.343	1:47.510

TCR International Series 2016

TCR International Series - Race 2 Laptimes

26 - 28 August 2016
Buriram - 4554 mtr.

Nbr	Name	Laps	lap	Lap ..1	Lap ..2	Lap ..3	Lap ..4	Lap ..5	Lap ..6	Lap ..7	Lap ..8	Lap ..9	Lap ..0
			11 - 20	1:47.785	1:56.020								
66	Nattachak Hanjitkasen	6	1 - 10	1:56.380	2:15.688	3:37.706	1:48.221	1:46.460	1:51.923				
10	Gianni Morbidelli		1 - 10										

TCR International Series 2016

TCR International Series - Race 2 Laps and Sector Times

26 - 28 August 2016
Buriram - 4554 mtr.

1 Stefano Comini										Volkswagen Golf Gti TCR									
lap	Sect-1	Speed	Sect-2	Speed	Sect-3	Speed	TopSpeed	laptime	pit	lap	Sect-1	Speed	Sect-2	Speed	Sect-3	Speed	Topspeed	laptime	pit
1								1:50.049		9	25.712	225.0	39.017		41.114	127.1		1:45.843	
2	25.529	216.4	49.679		57.165	104.7		2:12.373		10	25.607	225.0	39.114		41.083	125.0		1:45.804	
3	43.583	56.8	1:38.976		1:20.034	128.4		3:42.593		11	25.647	<u>226.4</u>	40.790		41.812	126.2		1:48.249	
4	<u>25.446</u>	225.0	39.412		40.819	128.7		1:45.677		12	25.637	223.6	39.341		42.714	126.0		1:47.692	
5	25.561	<u>226.4</u>	38.866		40.741	127.2		1:45.168		13	25.518	<u>226.4</u>	38.942		41.169	127.8		1:45.629	
6	25.598	225.9	38.937		<u>40.704</u>	125.3		1:45.239		14	25.700	224.1	38.846		41.336	126.5		1:45.882	
7	25.618	223.6	<u>38.663</u>		40.735	126.9		<u>1:45.016</u>		15	25.716	<u>226.4</u>	39.023		41.390	126.2		1:46.129	
8	25.585	225.0	39.035		41.293	126.2		1:45.913		16	25.666	<u>226.4</u>	38.898		41.397	126.8		1:45.961	

2 Jean-Karl Vernay										Volkswagen Golf Gti TCR									
lap	Sect-1	Speed	Sect-2	Speed	Sect-3	Speed	TopSpeed	laptime	pit	lap	Sect-1	Speed	Sect-2	Speed	Sect-3	Speed	Topspeed	laptime	pit
1								1:50.875		9	25.547	225.0	<u>38.724</u>		40.730	127.1		<u>1:45.001</u>	
2	26.780	169.3	50.313		56.517	114.0		2:13.610		10	25.542	227.4	39.110		41.057	126.8		1:45.709	
3	43.458	58.9	1:39.631		1:18.168	128.1		3:41.257		11	25.769	223.6			41.214	127.7		1:49.398	
4	25.707	225.0	39.287		40.714	128.3		1:45.708		12	25.942	222.7	40.118		41.214	125.7		1:47.274	
5	25.477	<u>228.3</u>	39.068		40.697	<u>128.9</u>		1:45.242		13	26.290	224.5	39.890		41.330	123.6		1:47.510	
6	25.594	227.8	39.338		<u>40.584</u>	128.7		1:45.516		14	26.399	222.7	40.090		42.052			1:48.541	
7	<u>25.388</u>	<u>228.3</u>	38.826		40.816	127.7		1:45.030		15	25.888	225.5	39.586		41.226	125.4		1:46.700	
8	25.474	226.4	39.389		41.031	127.1		1:45.894		16	25.863	223.1	40.378		41.459	124.7		1:47.700	

7 Davit Kajaia										Volkswagen Golf Gti TCR									
lap	Sect-1	Speed	Sect-2	Speed	Sect-3	Speed	TopSpeed	laptime	pit	lap	Sect-1	Speed	Sect-2	Speed	Sect-3	Speed	Topspeed	laptime	pit
1								1:52.813		9	25.674	<u>225.9</u>	39.007		40.798	125.9		1:45.479	
2	26.052	217.3	49.720		56.596	108.0		2:12.368		10	25.542	<u>225.9</u>	38.916		41.219	125.9		1:45.677	
3	43.492	57.1	1:39.527		1:17.957	126.3		3:40.976		11	25.683	224.5	39.179		41.660	126.3		1:46.522	
4	<u>25.436</u>	224.5	39.351		41.258	127.4		1:46.045		12	25.857	216.0	39.789		42.088			1:47.734	
5	25.500	224.1	<u>38.802</u>		40.812	126.9		<u>1:45.114</u>		13	26.008	220.4	40.477		41.517	124.1		1:48.002	
6	25.500	224.1	39.004		40.886	128.3		1:45.390		14	25.714	223.1	39.327		41.001	125.7		1:46.042	
7	25.668	222.7	39.199		42.076			1:46.943		15	25.534	223.6	39.126		40.957	127.5		1:45.617	
8	25.678	225.5	39.084		41.001	127.1		1:45.763		16	25.508	224.1	39.039		41.244	<u>128.4</u>		1:45.791	

8 Mikhail Grachev										Honda Civic TCR									
lap	Sect-1	Speed	Sect-2	Speed	Sect-3	Speed	TopSpeed	laptime	pit	lap	Sect-1	Speed	Sect-2	Speed	Sect-3	Speed	Topspeed	laptime	pit
1								1:47.682		9	25.611	225.0	39.411		41.031	128.1		1:46.053	
2	25.942	216.0	46.887		56.885	108.3		2:09.714		10	<u>25.487</u>	<u>225.5</u>	38.859		40.950	128.7		<u>1:45.296</u>	
3	44.768	64.7	1:38.954		1:19.830	<u>129.8</u>		3:43.552		11	25.680	224.5	38.846		41.077	127.2		1:45.603	
4	25.708	223.1	39.217		41.114	127.7		1:46.039		12	25.750	223.6	39.118		41.164	128.1		1:46.032	
5	25.926	222.7	39.001		40.846	128.0		1:45.773		13	25.688	224.1	39.105		41.056	128.6		1:45.849	
6	25.644	223.6	<u>38.785</u>		40.879	128.6		1:45.308		14	25.868	224.1	39.013		41.087	128.0		1:45.968	
7	25.586	223.6	39.643		40.998	127.2		1:46.227		15	25.705	224.5	39.053		41.209	128.0		1:45.967	
8	25.835	224.1	40.004		40.961	129.0		1:46.800		16	25.862	224.5	39.261		41.381	125.1		1:46.504	

9 Attila Tassi										SEAT León TCR									
lap	Sect-1	Speed	Sect-2	Speed	Sect-3	Speed	TopSpeed	laptime	pit	lap	Sect-1	Speed	Sect-2	Speed	Sect-3	Speed	Topspeed	laptime	pit
1								1:53.317		9	25.662	225.5	<u>38.657</u>		41.113	126.9		1:45.432	
2	26.123	170.3	50.610		56.541	108.9		2:13.274		10	25.670	225.9	38.861		41.042	126.9		1:45.573	
3	43.743	54.2	1:39.443		1:16.704	126.8		3:39.890		11	<u>25.588</u>	<u>227.8</u>	39.109		41.935	127.4		1:46.632	
4	25.625	226.9	39.925		<u>40.753</u>	<u>128.3</u>		1:46.303		12	26.147	224.1	40.126		41.416	123.0		1:47.689	
5	25.600	227.4	38.713		40.839	127.4		<u>1:45.152</u>		13	25.989	226.9	40.024		41.498	123.7		1:47.511	
6	25.680	227.4	39.236		40.910	127.4		1:45.826		14	26.577	223.6	40.354		41.519	121.5		1:48.450	
7	25.624	226.4	38.899		41.008	126.9		1:45.531		15	25.930	226.4	39.567		41.133	125.6		1:46.630	
8	25.690	225.0	39.032		41.018	127.2		1:45.740		16	25.898	225.0	39.376		41.387	124.1		1:46.661	

10 Gianni Morbidelli										Honda Civic TCR									
lap	Sect-1	Speed	Sect-2	Speed	Sect-3	Speed	TopSpeed	laptime	pit	lap	Sect-1	Speed	Sect-2	Speed	Sect-3	Speed	Topspeed	laptime	pit

11 Grant Supaphongs										SEAT León Cup Racer									
lap	Sect-1	Speed	Sect-2	Speed	Sect-3	Speed	TopSpeed	laptime	pit	lap	Sect-1	Speed	Sect-2	Speed	Sect-3	Speed	Topspeed	laptime	pit
1								1:59.138		9	26.064	221.3	<u>39.272</u>		41.495	121.3		1:46.831	
2	26.111	189.5	53.977		1:01.246	113.8		2:21.334		10	26.267	221.8	39.362		<u>41.324</u>	124.6		1:46.953	
3	40.104	52.4	1:38.755		1:15.177	121.9		3:34.036		11	26.218	220.9	39.334		41.620	122.6		1:47.172	

TCR International Series 2016

TCR International Series - Race 2

26 - 28 August 2016

Laps and Sector Times

Buriram - 4554 mtr.

4	26.032	<u>222.7</u>	39.641	41.512	126.5	1:47.185	12	26.055	220.4	39.919	41.850	126.0	1:47.824
5	<u>25.815</u>	222.2	39.534	42.045	126.8	1:47.394	13	25.943	220.9	39.521	41.352	<u>127.5</u>	<u>1:46.816</u>
6	25.868	<u>222.7</u>	39.909	41.572	124.9	1:47.349	14	26.069	220.9	39.370	41.570	125.4	1:47.009
7	26.092	218.6	39.352	41.698	124.9	1:47.142	15	26.058	220.9	39.525	42.091	122.3	1:47.674
8	26.137	220.4	39.849	41.548	125.6	1:47.534	16	26.286	221.3	39.607	43.073	122.2	1:48.966

12 Alexander Mies										SEAT León Cup Racer									
lap	Sect-1	Speed	Sect-2	Speed	Sect-3	Speed	TopSpeed	laptime	pit	lap	Sect-1	Speed	Sect-2	Speed	Sect-3	Speed	Topspeed	laptime	pit
1								1:54.492		9	25.985	222.2	38.958		41.920	124.0			1:46.863
2	26.644	163.1	51.261		57.793	110.8		2:15.698		10	26.207	221.8	39.018		41.434	125.0			1:46.659
3	41.835	51.9	1:39.631		1:16.183	126.6		3:37.649		11	25.955	224.5	39.217		41.613	123.7			1:46.785
4	25.940	222.7	39.197		41.420	125.1		1:46.557		12	26.047	224.5	40.689		42.263	126.3			1:48.999
5	<u>25.758</u>	225.5	<u>38.879</u>		41.327	125.6		<u>1:45.964</u>		13	26.193	222.2	39.446		41.480	126.8			1:47.119
6	25.894	223.6	39.240		<u>41.324</u>	<u>127.2</u>		1:46.458		14	25.829	223.1	39.336		41.796	125.3			1:46.961
7	26.273	224.5	39.862		41.440	125.7		1:47.575		15	26.070	222.7	39.152		42.020	125.6			1:47.242
8	25.897	223.6	39.160		41.512	126.6		1:46.569		16	26.172	222.7	39.365		41.704	125.7			1:47.241

13 Narasak Ittiritpong										Honda Civic TCR									
lap	Sect-1	Speed	Sect-2	Speed	Sect-3	Speed	TopSpeed	laptime	pit	lap	Sect-1	Speed	Sect-2	Speed	Sect-3	Speed	Topspeed	laptime	pit
1								1:53.758		8	25.542	<u>228.8</u>	39.429		40.922	128.6			1:45.893
2	26.414	167.2	51.246		57.052	115.9		2:14.712		9	25.617	226.4	<u>39.065</u>		41.345	121.2			1:46.027
3	42.741	54.4	1:39.767		1:16.195	127.5		3:38.703		10	26.766	223.6	39.141		41.300	<u>128.7</u>			1:47.207
4	25.670	225.5	39.610		41.350	128.0		1:46.630		11	<u>25.451</u>	226.9	39.376		41.447	126.8			1:46.274
5	25.506	228.3	39.106		41.058	128.0		<u>1:45.670</u>		12	25.755	227.4	39.221		41.714	120.7			1:46.690
6	25.630	226.4	39.147		40.950	128.0		1:45.727		13	26.284	222.2	39.182		41.478	122.4			1:46.944
7	25.670	225.5	39.264		<u>40.893</u>	128.1		1:45.827		14	25.858	226.4	39.779		In				1:59.367

15 Kantadhee Kusiri										Honda Civic TCR									
lap	Sect-1	Speed	Sect-2	Speed	Sect-3	Speed	TopSpeed	laptime	pit	lap	Sect-1	Speed	Sect-2	Speed	Sect-3	Speed	Topspeed	laptime	pit
1								1:48.399		9	<u>25.350</u>	226.9	39.621		41.019	128.4			1:45.990
2	25.590	224.5	47.238		57.089	120.1		2:09.917		10	25.665	224.1	39.124		41.078	126.2			1:45.867
3	44.923	60.1	1:38.786		1:21.484	128.6		3:45.193		11	25.669	225.0	41.298		41.934	128.7			1:48.901
4	25.694	224.1	39.226		<u>40.584</u>	128.7		1:45.504		12	25.635	225.0	39.236		42.984				1:47.855
5	25.579	224.5	39.891		40.704	129.0		1:46.174		13	25.757	225.0	40.975		41.556	126.9			1:48.288
6	25.500	225.0	39.033		40.722	<u>129.3</u>		1:45.255		14	25.791	227.8	40.783		43.239	127.2			1:49.813
7	25.422	223.6	<u>38.808</u>		40.614	128.6		<u>1:44.844</u>		15	25.599	226.9	39.231		41.209	129.0			1:46.039
8	25.696	223.1	39.492		41.106	128.4		1:46.294		16	25.503	<u>228.3</u>	39.873		41.594	129.0			1:46.970

35 Rafaël Galiana										Honda Civic TCR									
lap	Sect-1	Speed	Sect-2	Speed	Sect-3	Speed	TopSpeed	laptime	pit	lap	Sect-1	Speed	Sect-2	Speed	Sect-3	Speed	Topspeed	laptime	pit
1								1:57.805		7	25.523	225.9	40.697		41.090	128.7			1:47.310
2	26.594	212.6	53.091		59.059	108.7		2:18.744		8	25.429	<u>229.3</u>	46.214		In				2:03.600
3	40.223	48.1	1:39.652		1:16.020	127.8		3:35.895		9	Out	182.1	41.365		42.881	123.6			4:51.343 P
4	25.709	228.3	<u>39.200</u>		41.640	<u>129.0</u>		<u>1:46.549</u>		10	25.493	227.4	39.400		42.617	120.0			1:47.510
5	25.465	227.8	40.790		<u>41.072</u>	128.4		1:47.327		11	26.040	225.0	39.992		41.753	127.7			1:47.785
6	<u>25.365</u>	227.8	40.365		41.802	128.0		1:47.532		12	25.684	227.4	40.740		In				1:56.020

44 Jack Lemvard										SEAT León Cup Racer									
lap	Sect-1	Speed	Sect-2	Speed	Sect-3	Speed	TopSpeed	laptime	pit	lap	Sect-1	Speed	Sect-2	Speed	Sect-3	Speed	Topspeed	laptime	pit
1								1:53.080		9	25.867	221.3	38.876		41.226	124.7			1:45.969
2	27.287	186.5	52.148		58.119	118.3		2:17.554		10	26.041	220.9	38.968		41.037	126.3			1:46.046
3	40.412	55.1	1:39.897		1:16.436	124.3		3:36.745		11	25.977	220.0	<u>38.758</u>		41.204	126.2			1:45.939
4	26.152	221.3	40.243		41.390	<u>126.8</u>		1:47.785		12	26.064	219.5	38.893		41.192	125.1			1:46.149
5	26.073	221.8	39.680		<u>41.027</u>	126.0		1:46.780		13	25.905	222.2	38.820		41.203	126.2			<u>1:45.928</u>
6	<u>25.771</u>	<u>225.0</u>	40.380		41.779	126.3		1:47.930		14	25.850	222.2	38.967		41.780	123.9			1:46.597
7	26.272	218.2	40.850		41.785	125.9		1:48.907		15	25.972	223.1	38.965		42.159	123.6			1:47.096
8	25.816	224.1	39.879		41.603	123.6		1:47.298		16	26.474	222.2	40.322		44.761	111.5			1:51.557

53 Kari-Pekka Laaksonen										SEAT León Cup Racer									
lap	Sect-1	Speed	Sect-2	Speed	Sect-3	Speed	TopSpeed	laptime	pit	lap	Sect-1	Speed	Sect-2	Speed	Sect-3	Speed	Topspeed	laptime	pit
1								1:57.459		9	25.938	225.0	39.310		41.619	122.7			1:46.867
2	26.971	182.1	54.155		59.308	117.0		2:20.434		10	25.818	224.5	<u>39.066</u>		41.711	125.1			1:46.595
3	41.104	53.3	1:39.165		1:15.715	124.4		3:35.984		11	25.765	225.0	39.390		41.504	126.0			1:46.659
4	25.990	225.5	39.669		41.812	123.3		1:47.471		12	25.724	224.1	39.081		<u>41.472</u>	124.0			<u>1:46.282</u>

TCR International Series 2016

TCR International Series - Race 2

26 - 28 August 2016

Laps and Sector Times

Buriram - 4554 mtr.

5	25.655	225.5	39.724	41.785	123.1	1:47.164		13	25.937	224.1	39.291	41.804	127.1	1:47.032
6	26.204	224.5	39.557	41.604	126.5	1:47.365		14	25.787	224.5	39.506	42.605	124.4	1:47.898
7	25.907	224.1	39.616	41.515	<u>127.2</u>	1:47.038		15	25.780	225.5	39.589	41.585	125.1	1:46.954
8	25.806	<u>225.9</u>	39.977	41.876	125.9	1:47.659		16	25.887	223.6	39.265	41.488	126.2	1:46.640

54 James Nash										SEAT León TCR									
lap	Sect-1	Speed	Sect-2	Speed	Sect-3	Speed	TopSpeed	laptime	pit	lap	Sect-1	Speed	Sect-2	Speed	Sect-3	Speed	Topspeed	laptime	pit
1								1:48.606		9	25.602	224.5	38.755		40.521	127.5		1:44.878	
2	25.600	212.6	48.077		57.033	109.8		2:10.710		10	25.404	225.0	38.543		40.526	127.1		1:44.473	
3	44.961	58.3	1:38.753		1:20.810	124.6		3:44.524		11	25.521	225.0	<u>38.499</u>		40.534	127.2		1:44.554	
4	25.558	<u>226.4</u>	39.236		40.663	126.8		1:45.457		12	25.587	222.7	38.650		40.515	128.1		1:44.752	
5	25.456	225.5	39.090		40.398	<u>128.4</u>		1:44.944		13	25.408	225.0	38.753		40.581	128.0		1:44.742	
6	<u>25.343</u>	225.5	38.545		<u>40.363</u>	127.5		<u>1:44.251</u>		14	25.578	224.5	38.646		40.800	126.6		1:45.024	
7	25.519	222.2	39.635		40.937	126.6		1:46.091		15	25.624	223.6	38.830		40.916	127.1		1:45.370	
8	25.735	224.1	39.410		40.443	126.8		1:45.588		16	25.608	223.6	39.043		42.480	99.0		1:47.131	

55 Munkong Sathienthirakul										Volkswagen Golf Gti TCR									
lap	Sect-1	Speed	Sect-2	Speed	Sect-3	Speed	TopSpeed	laptime	pit	lap	Sect-1	Speed	Sect-2	Speed	Sect-3	Speed	Topspeed	laptime	pit
1								1:52.770		8	<u>25.549</u>	225.0	38.839		40.775	126.3		1:45.163	
2	27.065	210.9	52.910		59.363	109.6		2:19.338		9	25.552	225.0	38.850		41.369	124.4		1:45.771	
3	39.792	48.0	1:39.715		1:15.884	125.0		3:35.391		10	25.831	224.5	38.866		41.495	125.9		1:46.192	
4	25.785	222.7	39.810		41.022	125.0		1:46.617		11	25.632	224.5	39.002		41.556	125.4		1:46.190	
5	25.651	222.7	<u>38.626</u>		40.624	125.9		1:44.901		12	25.759	224.5	39.106		41.542	124.3		1:46.407	
6	25.574	224.5	38.872		<u>40.424</u>	<u>127.4</u>		<u>1:44.870</u>		13	25.990	225.5	38.932		41.282	124.3		1:46.204	
7	25.614	<u>226.4</u>	39.458		40.814	127.1		1:45.886		14									

58 Chen Jian Hong										SEAT León Cup Racer									
lap	Sect-1	Speed	Sect-2	Speed	Sect-3	Speed	TopSpeed	laptime	pit	lap	Sect-1	Speed	Sect-2	Speed	Sect-3	Speed	Topspeed	laptime	pit
1								1:59.944		9	26.091	220.9	39.812		41.956	122.6		1:47.859	
2	26.427	220.9	51.407		1:01.703	116.0		2:19.537		10	26.147	220.9	39.601		<u>41.320</u>	125.6		1:47.068	
3	40.524	42.4	1:38.464		1:16.167	117.6		3:35.155		11	26.636	218.2	39.507		41.595	125.3		1:47.738	
4	27.284	217.7	40.330		41.612	125.6		1:49.226		12	26.147	220.0	40.107		41.750	122.4		1:48.004	
5	26.174	221.3	39.496		41.360	<u>126.2</u>		1:47.030		13	26.235	220.0	39.864		41.524	124.9		1:47.623	
6	26.152	221.3	<u>39.407</u>		41.358	125.7		<u>1:46.917</u>		14	26.304	219.1	39.983		41.677	123.3		1:47.964	
7	<u>25.870</u>	<u>221.8</u>	39.670		41.837	121.9		1:47.377		15	26.217	219.5	39.985		42.141	121.9		1:48.343	
8	26.072	221.3	39.637		41.685	124.4		1:47.394		16	26.141	221.3	40.079		41.866	124.6		1:48.086	

62 Dušan Borković										SEAT León TCR									
lap	Sect-1	Speed	Sect-2	Speed	Sect-3	Speed	TopSpeed	laptime	pit	lap	Sect-1	Speed	Sect-2	Speed	Sect-3	Speed	Topspeed	laptime	pit
1								1:49.557		9	25.551	228.8	38.907		41.099	127.7		1:45.557	
2	25.598	226.4	48.786		56.784	117.8		2:11.168		10	25.563	227.8	<u>38.845</u>		41.077	128.1		1:45.485	
3	44.287	58.1	1:38.494		1:21.277	126.2		3:44.058		11	25.459	<u>229.3</u>	39.678		41.676	125.6		1:46.813	
4	25.519	223.6	39.314		40.782	<u>128.9</u>		1:45.615		12	25.623	226.9	39.656		42.126	126.8		1:47.405	
5	<u>25.427</u>	227.8	38.916		40.885	126.9		<u>1:45.228</u>		13	25.615	225.9	39.035		41.117	127.7		1:45.767	
6	25.696	226.9	39.496		<u>40.717</u>	127.7		1:45.909		14	25.592	225.9	38.898		41.086	127.8		1:45.576	
7	25.532	227.8	38.999		40.864	128.6		1:45.395		15	25.513	226.9	39.163		41.116	128.3		1:45.792	
8	25.522	228.3	39.723		41.660	125.9		1:46.905		16	25.719	225.9	39.168		41.310	126.3		1:46.197	

66 Nattachak Hanjtkasen										Honda Civic TCR									
lap	Sect-1	Speed	Sect-2	Speed	Sect-3	Speed	TopSpeed	laptime	pit	lap	Sect-1	Speed	Sect-2	Speed	Sect-3	Speed	Topspeed	laptime	pit
1								1:56.380		4	25.761	226.4	39.617		42.843	129.7		1:48.221	
2	26.685	170.9	51.191		57.812	110.9		2:15.688		5	25.953	225.0	39.548		<u>40.959</u>	<u>129.8</u>		<u>1:46.460</u>	
3	41.070	50.1	1:39.641		1:16.995	128.3		3:37.706		6	<u>25.626</u>	<u>227.4</u>	<u>39.272</u>		In			1:51.923	

70 Mat'o Homola										SEAT León TCR									
lap	Sect-1	Speed	Sect-2	Speed	Sect-3	Speed	TopSpeed	laptime	pit	lap	Sect-1	Speed	Sect-2	Speed	Sect-3	Speed	Topspeed	laptime	pit
1								1:55.699		9	25.496	226.4	<u>38.609</u>		41.029	127.4		1:45.134	
2	28.666	184.3	53.757		59.206	111.9		2:21.629		10	25.477	227.8	38.804		41.184	127.1		1:45.465	
3	40.156	51.4	1:39.930		1:15.516	126.6		3:35.602		11	25.892	222.2	39.333		41.505	125.3		1:46.730	
4	25.437	<u>229.8</u>	39.310		41.568	127.4		1:46.315		12	25.969	225.9	40.193		41.221	127.5		1:47.383	
5	25.717	225.5	39.824		40.752	127.5		1:46.293		13	25.518	225.9	38.744		41.050	127.2		1:45.312	
6	25.554	226.9	40.512		41.786	125.7		1:47.852		14	25.501	226.4	38.902		41.662	126.6		1:46.065	
7	25.838	225.5	39.442		<u>40.617</u>	127.8		1:45.897		15	25.556	226.9	38.730		41.235	127.7		1:45.521	
8	<u>25.397</u>	226.4	38.628		40.834	<u>128.1</u>		<u>1:44.859</u>		16	25.540	227.8	38.937		41.400	126.0		1:45.877	

TCR International Series 2016

TCR International Series - Race 2 Laps and Sector Times

26 - 28 August 2016
Buriram - 4554 mtr.

74 Pepe Oriola										SEAT León TCR									
lap	Sect-1	Speed	Sect-2	Speed	Sect-3	Speed	TopSpeed	laptime	pit	lap	Sect-1	Speed	Sect-2	Speed	Sect-3	Speed	Topspeed	laptime	pit
1								1:56.048		9	25.417	228.3	38.919		41.127	125.3		1:45.463	
2	33.443	164.9	52.933		In			2:31.110		10	25.438	227.8	38.807		41.008	127.1		1:45.253	
3	Out	216.4	39.751		1:03.221	126.3		3:31.071	P	11	25.438	227.8	39.076		41.132	126.5		1:45.646	
4	25.782	226.9	38.835		40.857	127.8		1:45.474		12	25.395	229.8	40.460		41.640	125.9		1:47.495	
5	25.364	228.8	38.742		41.028	126.0		1:45.134		13	25.449	228.3	38.905		41.146	125.7		1:45.500	
6	25.483	228.3	38.766		41.188	128.3		1:45.437		14	25.546	227.8	39.121		41.594	124.7		1:46.261	
7	25.406	227.8	39.922		40.864	126.8		1:46.192		15	25.990	225.9	39.436		41.342	125.1		1:46.768	
8	25.644	225.9	38.854		41.022	126.8		1:45.520		16	25.604	224.5	39.178		41.217	126.0		1:45.999	

77 Sergey Afanasyev										SEAT León TCR									
lap	Sect-1	Speed	Sect-2	Speed	Sect-3	Speed	TopSpeed	laptime	pit	lap	Sect-1	Speed	Sect-2	Speed	Sect-3	Speed	Topspeed	laptime	pit
1								1:50.528		9	25.713	228.3	38.923		40.866	125.6		1:45.502	
2	25.465	224.1	50.151		57.366	100.7		2:12.982		10	25.935	224.1	39.133		40.730	126.3		1:45.798	
3	43.431	54.9	1:39.423		1:19.025	127.8		3:41.879		11	25.492	227.4	39.053		41.624	126.8		1:46.169	
4	25.329	225.5	39.535		40.953	128.1		1:45.817		12	25.536	226.4	38.865		41.591	126.6		1:45.992	
5	25.447	229.3	39.065		40.759	126.3		1:45.271		13	25.814	229.3	40.566		41.741	120.8		1:48.121	
6	25.408	230.3	39.236		40.792	127.5		1:45.436		14	26.361	225.9	39.601		42.327	124.7		1:48.289	
7	25.384	231.3	39.939		42.497	114.6		1:47.820		15	25.523	229.8	39.191		41.433	127.8		1:46.147	
8	26.479	225.9	39.023		42.391			1:47.893		16	25.583	217.7	39.396		41.225	125.1		1:46.204	

97 Paritat Bulbon										SEAT León Cup Racer									
lap	Sect-1	Speed	Sect-2	Speed	Sect-3	Speed	TopSpeed	laptime	pit	lap	Sect-1	Speed	Sect-2	Speed	Sect-3	Speed	Topspeed	laptime	pit
1								2:04.456		9	26.089	220.0	39.722		41.975	116.9		1:47.786	
2	27.439	176.2	53.225		1:01.439	111.3		2:22.103		10	26.277	219.1	39.747		41.678	127.2		1:47.702	
3	35.710	46.6	1:37.896		1:15.883	121.9		3:29.489		11	26.286	218.2	39.604		41.621	126.0		1:47.511	
4	27.305	210.9	46.144		42.254	126.8		1:55.703		12	26.241	218.2	39.880		41.437	126.6		1:47.558	
5	26.148	219.1	39.492		41.521	128.0		1:47.161		13	25.976	220.9	39.594		41.799	126.9		1:47.369	
6	25.792	220.9	39.344		41.432	126.3		1:46.568		14	26.181	219.5	40.034		42.411	126.5		1:48.626	
7	25.907	220.0	38.976		41.475	124.7		1:46.358		15	26.245	220.0	39.874		43.124	120.5		1:49.243	
8	25.997	220.4	39.466		41.859	124.9		1:47.322		16	26.402	220.0	40.754		42.909	126.3		1:50.065	

TCR International Series 2016

TCR International Series - Race 2

26 - 28 August 2016
Buriram - 4554 mtr.

Pos	Nbr	Name / Team name	Sector 1			Sector 2			Sector 3			Theoretical best	Actual best	In
			time	Lap	pos	time	Lap	pos	time	Lap	pos			
1	54	James Nash	25.343	6	2	38.499	11	1	40.363	6	1	1:44.205	1:44.251	6
2	8	Mikhail Grachev	25.487	10	12	38.785	6	9	40.813	1	11	1:45.085	1:45.296	10
3	62	Dušan Borković	25.427	5	8	38.845	10	12	40.717	6	7	1:44.989	1:45.228	5
4	1	Stefano Comini	25.446	4	10	38.663	7	5	40.704	6	6	1:44.813	1:45.016	7
5	7	Davit Kajaia	25.436	4	9	38.802	5	10	40.798	9	10	1:45.036	1:45.114	5
6	9	Attila Tassi	25.588	11	14	38.657	9	4	40.753	4	9	1:44.998	1:45.152	5
7	77	Sergey Afanasyev	25.329	4	1	38.865	12	13	40.730	10	8	1:44.924	1:45.271	5
8	2	Jean-Karl Vernay	25.388	7	6	38.724	9	6	40.584	6	3	1:44.696	1:45.001	9
9	15	Kantadhee Kusiri	25.350	9	3	38.808	7	11	40.584	4	4	1:44.742	1:44.844	7
10	70	Mat'ó Homola	25.397	8	7	38.609	9	2	40.617	7	5	1:44.623	1:44.859	8
11	74	Pepe Oriola	25.364	5	4	38.742	5	7	40.857	4	12	1:44.963	1:45.134	5
12	12	Alexander Mies	25.758	5	17	38.879	5	14	41.324	6	19	1:45.961	1:45.964	5
13	44	Jack Lemvard	25.771	6	18	38.758	11	8	41.027	5	15	1:45.556	1:45.928	13
14	53	Kari-Pekka Laaksonen	25.655	5	16	39.066	10	17	41.477	12	21	1:46.198	1:46.282	12
15	11	Grant Supaphongs	25.815	5	20	39.272	9	19	41.324	10	18	1:46.411	1:46.816	13
16	58	Chen Jian Hong	25.870	7	21	39.407	6	21	41.320	10	17	1:46.597	1:46.917	6
17	97	Paritat Bulbon	25.792	6	19	38.976	7	15	41.432	6	20	1:46.200	1:46.358	7
18	13	Narasak Ittiritpong	25.451	11	11	39.065	9	16	40.893	7	13	1:45.409	1:45.670	5
19	55	Munkong Sathienthirakul	25.549	8	13	38.626	5	3	40.424	6	2	1:44.599	1:44.870	6
20	35	Rafaël Galiana	25.365	6	5	39.200	4	18	41.072	5	16	1:45.637	1:46.549	4
21	66	Nattachak Hanjtkasen	25.626	6	15	39.272	6	20	40.959	5	14	1:45.857	1:46.460	5
22	10	Gianni Morbidelli												